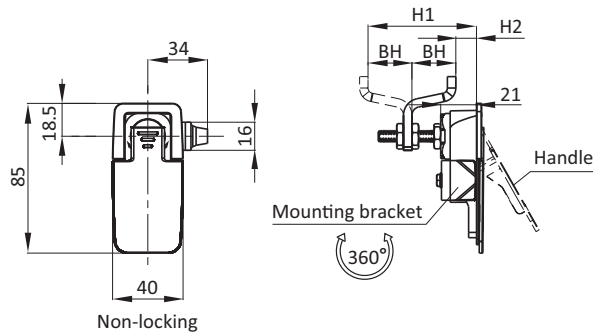
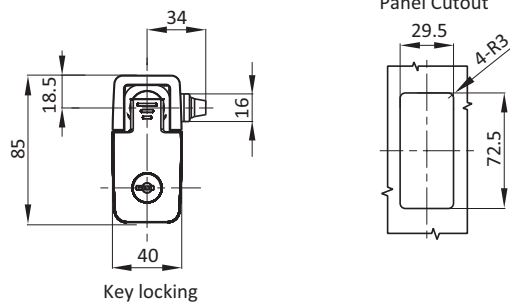


HANDLE COMPRESSION LATCHES

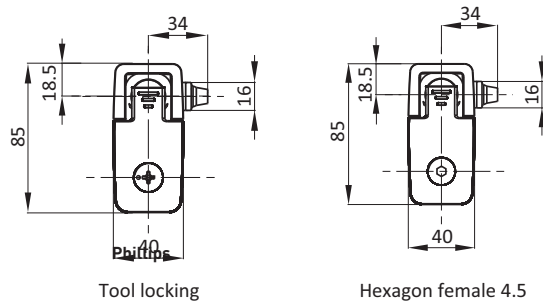
DESCRIPTION	For easy, secure, and compressive latching and locking of doors and flaps.
MATERIAL	Housing and cylinder: Die-cast zinc Cam: Mild steel
SURFACE	Housing and cylinder: Black powder coated / chrome plated Cam: Zinc plated



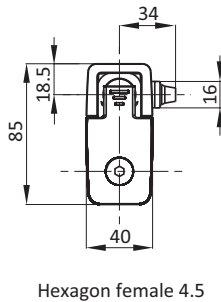
Non-locking



Key locking



Tool locking



Hexagon female 4.5



Cylinder Style	Cam forward		Die-cast Zinc, black powder coated		Die-cast Zinc, chrome plated	
	Min	Max [mm]	Min	Max [mm]	Min	Max [mm]
Non-Locking		6 - 16	56	66	HCLBP39	HCLCP48
		16 - 26	46	56	HCLBP40	HCLCP10
		26 - 36	36	46	HCLBP41	HCLCP11
Key locking FH751		6 - 16	56	66	HCLBP42	HCLCP12
		16 - 26	46	56	HCLBP43	HCLCP49
		26 - 36	36	46	HCLBP44	HCLCP50
Phillips locking		6 - 16	56	66	HCLBP45	HCLCP51
		16 - 26	46	56	HCLBP46	HCLCP52
		26 - 36	36	46	HCLBP47	HCLCP53
Hexagon female 4.5		6 - 16	56	66	HCLBP144	HCLCP47
		16 - 26	46	56	HCLBP145	HCLCP148
		26 - 36	36	46	HCLBP146	HCLCP149
	16 - 24	46	66	HCL46S01		