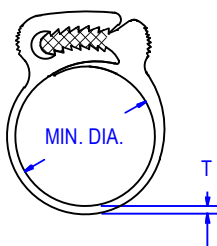
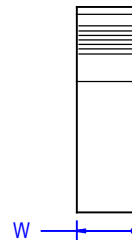
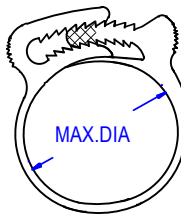


All TEETH ENGAGED



3 TEETH ENGAGED



PART NO.	MIN. DIA.	MAX. DIA.	W ±.01	T Ref.	PACK	BULK/ CTN
04-07-220DG	.220 (5.6)	.256 (6.5)	.170 (4.3)			3000
04-07-256DG	.256 (6.5)	.311 (7.9)	.180 (4.6)	.060(1.5)		2500
04-07-311DG	.311 (7.9)	.362 (9.3)	.180 (4.6)			
04-07-362DG	.362 (9.3)	.406 (10.3)	.180 (4.6)			
04-07-402DG	.402 (10.2)	.465 (11.8)	.230 (5.8)	.070(1.8)		2000
04-07-453DG	.453 (11.5)	.528 (13.4)	.240 (6.1)			
04-07-472DG	.472 (12.0)	.543 (13.8)	.240 (6.1)			
04-07-516DG	.516 (13.1)	.594 (15.1)	.280 (7.1)		500	
04-07-591DG	.591 (15.0)	.673 (17.1)	.280 (7.1)			
04-07-665DG	.665 (16.9)	.752 (19.1)	.290 (7.4)			5000
04-07-713DG	.713 (18.1)	.811 (20.6)	.280 (7.1)			
04-07-799DG	.799 (20.3)	.906 (23.0)	.250 (6.4)			1500
04-07-909DG	.909 (23.1)	1.028 (26.1)	.280 (7.1)			1500
04-07-965DG	.965 (24.5)	1.087 (27.6)	.280 (7.1)			3500
04-07-1043DG	1.043 (26.5)	1.161 (29.5)	.290 (7.4)	.080(2.0)		1000
04-07-1134DG	1.134 (28.8)	1.268 (32.2)	.350 (8.9)		600	2400
04-07-1260DG	1.260 (32.0)	1.370 (34.8)	.360 (9.1)		250	750
04-07-1350DG	1.350 (34.3)	1.492 (37.9)	.350 (8.9)		250	750
04-07-1516DG	1.516 (38.5)	1.669 (42.4)	.360 (9.1)		250	2000
04-07-1646DG	1.646 (41.8)	1.780 (45.2)			340	1700
04-07-1756DG	1.756 (44.6)	1.890 (48.0)			300	1800
04-07-1866DG	1.866 (47.4)	2.012 (51.1)	.350 (8.9)		280	1400
04-07-1909DG	1.909 (48.5)	2.188 (53.8)				
04-07-2087DG	2.087 (53)	2.224 (56.5)			250	1000
04-07-2165DG	2.165 (55)	2.382 (60.5)		.090 (2.3)		
04-07-2323DG	2.323 (59)	2.547 (64.7)	.370(9.4)	.110 (2.8)		
04-07-2480DG	2.480 (63)	2.654 (67.4)		.100 (2.5)		
04-07-2591DG	2.591 (65.8)	2.823 (71.7)		.080 (2.0)	200	800
04-07-2756DG	2.756 (70)	2.969 (75.4)	.360 (9.1)			
04-07-2941DG	2.941 (74.7)	3.169 (80.5)				
04-07-3142DG	3.142 (79.8)	3.346 (85.0)	.350 (8.9)		150	600
04-07-3350DG	3.350 (85.1)	3.567 (90.6)	.350 (8.9)			
04-07-3583DG	3.583 (91)	3.780 (96.0)	.370 (9.4)	.100(2.5)		
04-07-3846DG	3.846 (97.7)	4.020 (102.1)	.340 (8.6)			500
04-07-4146DG	4.146 (105.3)	4.402 (111.8)	.350 (8.9)		100	
04-07-4252DG	4.252 (108)	4.500 (114.3)	.350 (8.9)			
04-07-4528DG	4.528 (115)	4.764 (121)	.370 (9.4)			NA
04-07-6417DG	6.417 (163)	6.654 (169)	.370 (9.4)			NA

MATERIAL	NYLON 66 Heat stabilized
UL RATING	UL94-V2
UL FILE NO.	E70062
COLOR	BLACK
RoHS COMPLIANCE	YES
TEMPERATURE RANGE (REF.)	-40 to 85°F (-40 to 185°C)
MR NUMBER	56

Notes  
 1. Color natural available on request. (MR-2)  
 To order add suffix "N" to part number.

		BY	Date	Title	HOSE CLAMP	Issue
		CUSTOMER		DWG Type	CATALOG	O
		VERIFIED		FILE NO	04-07-DG	
		Tolerance (unless noted) <del>±.010</del> <del>±.005</del>		ALL ELECTRONICS HARDWARE, INC. 2642 CORPORATE PARKWAY ALGONQUIN, IL. 60102 1-800-778-7234		04-06-20
No	Revision	03-28-20	FL	Drawn By	F. L	03-25-20